

**BUCKET  
ELEVATORS**

**YORK** 





If you need to move it or lift it,  
**YORK CAN DO IT.**

Common sense engineering. Uncommon performance.

The YORK name has been an integral part of agriculture since 1878, and we offer leadership in a versatile and reliable line of grain and material handling systems.

The key to our success involves systems design and construction in everyday production at YORK. We deliver high capacity, durable components, competitive pricing, and unmatched service and support.

#### On-Site Grain Facilities

- Commercial systems for grain terminals, feed mills and port facilities
- Large farm systems for high capacity grain and livestock operations
- Small farm systems for moving low volumes of grain
- Industrial systems for food processing, specialty grains, fertilizer, seed processing and sand and gravel operations

YORK is an AGI brand.

AGI is a leading manufacturer of grain, seed, feed, food and fertilizer handling, blending, storage and conditioning equipment. Our brands are amongst the most recognized in the industry. The AGI product catalog includes portable handling equipment (augers, belt conveyors, grain vacs), permanent handling systems (bucket elevators, enclosed belt conveyors, chain conveyors, structural) and storage systems (aeration, drying, bins/silos, monitoring) that service various sectors for on-farm and commercial operations.

ENGINEERED TO PERFORM



# BUCKET ELEVATORS

## The right equipment for the right application.

Rising costs and technological advances demand that your bucket elevator system is both functional and versatile. Our engineers and design professionals work with you to determine the best system for your application. We assist in the development of specifications and analysis of your system requirements, capacity and demand.

Our engineers will ensure that your entire handling system is integrated to work uniformly and efficiently. We'll also allow for expansion and even help you forecast future demand.

Your YORK dealer is an experienced professional who is supported by the expert staff at YORK—a powerful team of talented engineers, skilled manufacturing technicians, dedicated territory managers and knowledgeable, service-oriented sales staff. Your bucket elevator system will be configured correctly, priced competitively and accurately, and engineered to do exactly what you need it to do—for a very long time.

## Providing the right bucket elevator solution begins with asking the right questions.

- What type of material will the equipment be handling?
- In what type of environment will the equipment be operating? Is it highly corrosive?
- What height and distance are required to move the product?
- What is the estimated daily usage for the equipment?
- What are the future expansion plans for the overall operation?
- What power supply is available?

**Finish options** include powder coated mild steel, galvanized steel or stainless steel. We can help you determine the best material for your application and budget.

**Wide range of capacities** from 1,000 bushel (25 MT) per hour to 30,000 bushel (762 MT) per hour standard; Up to 60,000 bushel (1524 MT) per hour available on request.

**Low impact teardrop design heads** improve product flow while minimizing wear.

**Bolt-together head and boot design** reduces maintenance and replacement costs, and just plain looks better!

**Multiple head lining options** to match your application and material handling requirements.

**Full fixtured 12-gauge (2.65 mm) welded leg casing** standard, with 10-gauge (3.41 mm) option available. Provides structural support strength, secure moisture seal and ensures a plumb fit in the field.

**10' (3.05m) inspection sections** with multiple visual door locations and removable front and back panels improve visibility and access for maintenance, repair and monitoring operation.

**Baldor motors and performance-proven Dodge speed reducers** standard on every system for the ultimate in long-life and reliability.

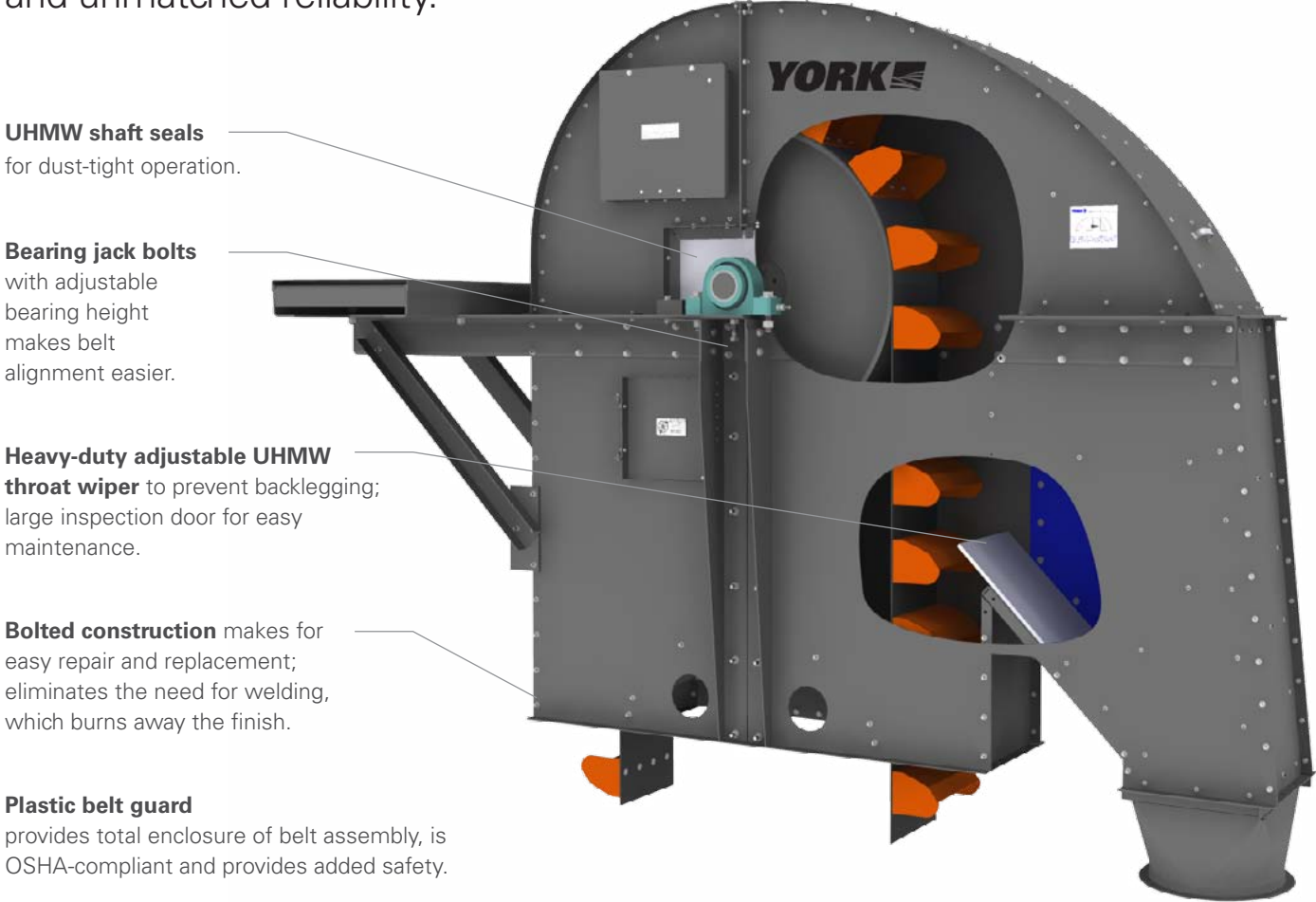
**Computerized quoting programs** ensure accuracy, completeness and quick turnaround of pricing—with no surprises.

EXCELLENCE IS IN THE DETAILS



HEADS

**YORK Heads** are ruggedly constructed and smartly designed to provide outstanding performance, easy maintenance and unmatched reliability.



**UHMW shaft seals**  
for dust-tight operation.

**Bearing jack bolts**  
with adjustable bearing height makes belt alignment easier.

**Heavy-duty adjustable UHMW throat wiper** to prevent backlegging; large inspection door for easy maintenance.

**Bolted construction** makes for easy repair and replacement; eliminates the need for welding, which burns away the finish.

**Plastic belt guard** provides total enclosure of belt assembly, is OSHA-compliant and provides added safety.



**Head explosion vent** available on all models; Standard on all M42 and M48 models.

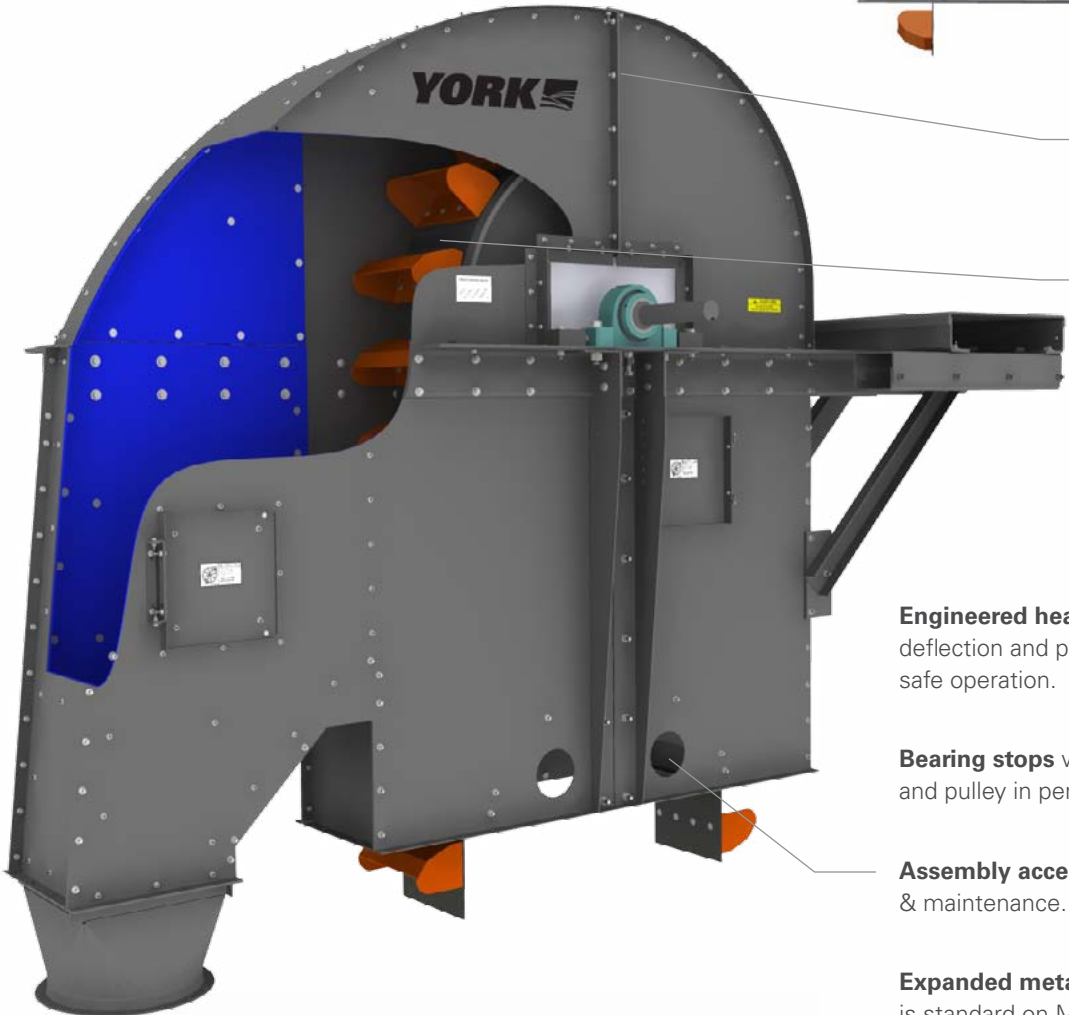
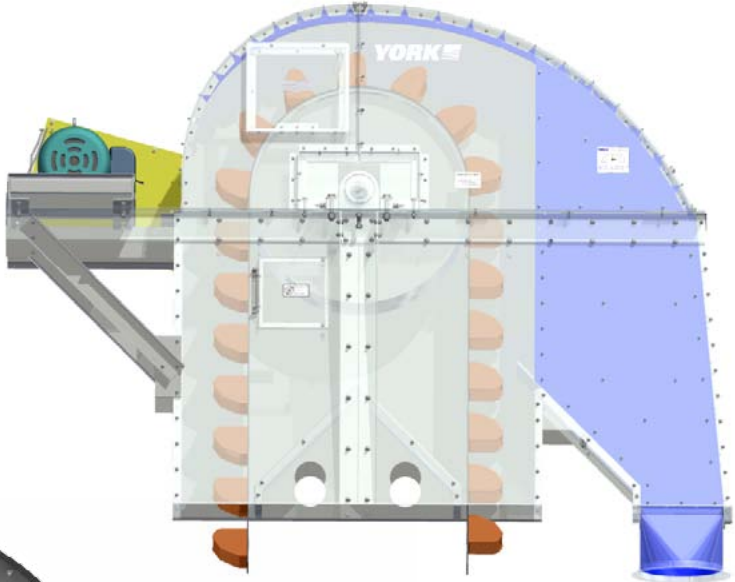
**Commercial grade pillow block or double roller bearings** assure long system life; Bearing stops with adjustments for bearing, shaft and pulley alignment.

**Lagging inspection door** features hinges and quick latch for convenience.

ENGINEERED FOR RELIABLE PERFORMANCE & EASE OF MAINTANENCE

LINERS

**Liners** on YORK bucket elevator systems are available in several urethane and high energy urethane thicknesses up to 1/2" (12.7 mm) as well as ceramic chip urethane and ceramic tile. The YORK engineering and sales staff will work with you to ensure that your head liner construction matches your application, material handling requirements and your budget.



**Split hood assembly** for easy access and maintenance.

**Choice of belt materials** includes PVC for abrasive products or rubber to handle oily material and extremely cold climate conditions. Super oil resistant (SOR), static conductive and fire retardant characteristics available based on belt type.

**Engineered head shafts** eliminate shaft deflection and provide maximum service life and safe operation.

**Bearing stops** with adjustment keep bearing shaft and pulley in perfect alignment.

**Assembly access holes** facilitate easier installation & maintenance.

**Expanded metal back 1/4" (6.35 mm) urethane** is standard on M36 and larger models; optional on smaller models. Additional options include high energy urethane, ceramic chip urethane and ceramic tile.

**Precision built heavy-duty drum pulley** with XT bushing and 501 slide lagging are standard design on all YORK elevators.



BOOTS

Rugged construction means longer life.

A rugged, well-built YORK boot is the foundation of your entire material handling system. Made of heavy gauge steel, YORK boots offer a range of pulleys and clean-out designs to match your application.

**Standard boot material** on M24 models and above is either heavy-duty powder coated 7 gauge (4.55 mm) mild steel or 8 gauge (4.17 mm) galvanized steel—with 1/4" (6.35 mm) steel available on request.

**Vertical steel gussets** enhance structural strength.

**Corrosion resistant ACME** screw take-ups provide long life and reliability.

**Extra-large easy access doors** are located on each end of the boot.



**Boot inspection** between trunking allows visual inspection of belt alignment on pulley.

**4-bolt flange bearings** on pedestal keep heat away from the boot and provide a more even pull to take-up.

**UHMW shaft seals** maintain dust-tight operation.

**Bolted construction** makes for easy repair and replacement; eliminates the need for welding, which burns away the finish.



**Boot inlet hopper** is factory cut and located for easy field installation on boot up-side.

**Boot cleanouts** on up and down side for easier access and inspection.

**3-7/16" (87 mm) heavy-duty ball bearings** and heavy-duty take-up assembly for powerful performance under rugged conditions.

TRUNKING & INSPECTION SECTIONS

YORK trunking stands up to the rigors of rugged use and protects the integrity of materials during transport. YORK inspection sections are engineered with safety and convenience in mind, so you can always see what’s happening inside your system— and easily fix it when needed.

TRUNKING SECTION

**Finish options** include powder coat gray, galvanized or stainless steel.

**Track-welded full seamed leg sections** ensure a plumb fit and squareness in the field.

**Leg casing explosion panels** designed to National Fire Protection Association standards are available on request.

INSPECTION SECTION

**10-ft (3.05 m) inspection section** for easy belt installation and maintenance standard on all models.

**Removable front and back panels** provide easy access to buckets and belting.

**Hinged inspection door** with quick latch and bucket cover allows convenient and safe monitoring of belt and bucket operation.



**Full weld angle flange connections** provide added strength and perfect alignment.

12-gauge (2.75 mm) fixture welded trunking is standard on all YORK powder-coated and galvanized bucket elevators, with 10-gauge (3.41 mm) trunking available on request.

**Six different door locations** facilitate easy maintenance.

# BUCKETS

If you need to move it, YORK can do it.

YORK offers a variety of bucket configurations. Maxi-Lift high density polyethylene buckets are standard, with Tapco buckets available on request.

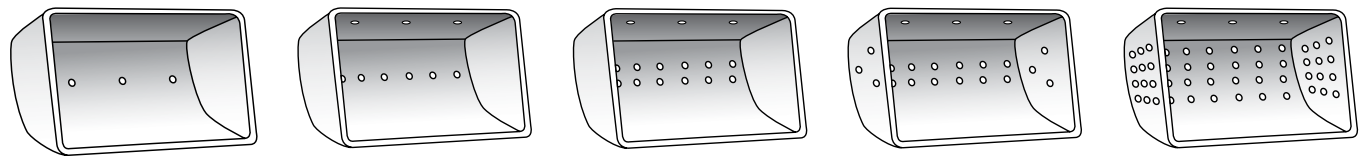


**CC style** high density polyethylene buckets are standard on all YORK bucket elevators. Capacity on this style of bucket is based on water level +10%

In some cases, YORK will quote the **CC style low profile** bucket which allows for closer bucket spacing on the belt, thus increasing elevator capacity. Low profile buckets have the same characteristics and construction of the standard bucket, varying only in depth and weight. Capacity on this bucket style is based on water level +5%.




**Additional bucket options** include nylon, urethane and steel. A Available on request.



Vented buckets improve bucket fill and discharge when moving lightweight, fluffy materials or materials that are extremely dense or flow poorly at high speeds. These materials may include various flours, meals, feed mash or screenings. The vents remove trapped air and improve bucket efficiency. Vented buckets are available on request.




YORK grain handling systems are on the job around the world in some of the most demanding applications imaginable. Your YORK system is designed to exceed your expectations for durability, reliability, longevity and overall performance.



# PLATFORMS, LADDERS & CAGES

A powerful combination of strength & safety.

At YORK, safety is a top priority in every system we design. YORK manufactures its own platforms, ladders and cages of all-galvanized steel construction—so you are assured of high quality, safety and easy installation. All YORK ladder and platform packages are designed to meet or exceed OSHA safety standards.



## **BROWNIE** Tower Systems

Thanks to our Global Industries “family” affiliation with Brownie Systems, YORK systems are staged to match Brownie towers for horizontal flange-to-flange assembly. Optional guying kits are also available.

### STANDARD LEG TOWER AND SUPPORT TOWER FEATURES

- Completely free-standing with no guy wires to clutter your facility
- Prefabricated bolt-together modular design for economical shipments. Four men with a crane can assemble an 80-foot tower (24.39 m) in about one day
- Towers are strength-staged for area wind loads to 90 mph (144.8 km/hr) or above; tower reactions available upon request
- Velvet gray polyester powder coat finish standard; optional galvanized and custom colors available at additional cost
- Tubular steel construction
- 5' (1.52 m), 10' (3.05 m) and 20' (6.10 m) lengths
- Interior cross bracing for support towers
- Includes all hardware necessary to assemble sections



BUCKET ELEVATOR SPECIFICATIONS

BUSHEL PER HOUR CAPACITY	MODEL	CUBIC FEET PER HOUR	PULLEY DIAMETER	PULLEY RPM	FEET PER MINUTE	BUCKET		TRUNKING SIZE	SPOUTING REQUIRED
						SIZE	SPACING		
1,000	16-10	1,250	16"	60	251	9" x 5"	9"	13" x 9"	6"
1,500	16-15	1,875	16"	90	377	9" x 5"	9"	13" x 9"	6"
2,000	16-15	2,500	16"	80	335	9" x 5"	6"	13" x 9"	8"
	24-20	2,500	24"	53	333	9" x 6"	9"	13" x 9"	8"
2,500	16-25	3,125	16"	100	419	9" x 5"	6"	13" x 9"	8"
	24-25	3,125	24"	68	427	9" x 6"	9"	13" x 9"	8"
3,000	16-30	3,750	16"	120	502	9" x 5"	6"	13" x 9"	8"
	24-30	3,750	24"	62	389	9" x 6"	7"	13" x 9"	8"
3,500	24-35	4,375	24"	72	453	9" x 6"	7"	13" x 9"	8"
4,000	24-40	5,000	24"	74	465	9" x 6" LP	6"	13" x 9"	10"
	30-40	5,000	30"	56	440	12" x 6"	8"	16" x 12"	10"
	36-40	5,000	36"	50	471	12" x 6"	8"	16" x 12"	10"
4,500	24-45	5,625	24"	70	440	9" x 6" LP	5"	13" x 9"	10"
	30-45	5,625	30"	64	503	12" x 6"	8"	16" x 12"	10"
	36-45	5,625	36"	54	509	12" x 6"	8"	16" x 12"	10"
5,000	24-50	6,250	24"	78	490	9" x 6" LP	5"	13" x 9"	10"
	30-50	6,250	30"	60	471	12" x 7"	9"	16" x 12"	10"
	36-50	6,250	36"	58	547	12" x 6"	8"	16" x 12"	10"
5,500	30-55	6,875	30"	68	534	12" x 7"	9"	16" x 12"	10"
	36-55	6,875	36"	65	613	12" x 6"	8"	16" x 12"	10"
6,000	30-60	7,500	30"	68	534	12" x 7"	8"	16" x 12"	12"
	36-60	7,500	36"	62	584	12" x 7"	9"	16" x 12"	12"
7,000	30-70	8,750	30"	68	534	12" x 7" LP	7"	16" x 12"	12"
	36-70	8,750	36"	61	575	12" x 7"	8"	16" x 12"	12"
7,500	30-75	9,375	30"	72	565	12" x 7" LP	7"	16" x 12"	12"
	36-75	9,375	36"	65	613	12" x 7"	8"	16" x 12"	12"
8,000	36-80	10,000	36"	65	613	12" x 7" LP	7"	16" x 12"	14"
	42-80	10,000	42"	56	616	12" x 8"	10"	16" x 14"	14"
10,000	42-100	12,500	42"	56	616	12" x 8" LP	8"	16" x 14"	14"
	48-100	12,500	48"	61	765	12" x 8"	10"	16" x 14"	14"
12,000	42-120	15,000	42"	59	649	12" x 8" LP	7"	16" x 14"	16"
	48-120	15,000	48"	59	741	12" x 8" LP	8"	16" x 14"	16"
15,000	42-150	18,750	42"	61	670	16" x 8" LP	8"	20" x 14"	18"
	48-150	18,750	48"	60	754	16" x 8" LP	9"	20" x 14"	18"
20,000	42-200	25,000	42"	58	638	20" x 8" LP	7"	26" X 14"	20"
	48-200	25,000	48"	56	704	20" x 8" LP	8"	26" x 14"	20"
25,000	48-250	31,250	48"	54	704	(2) 16" x 8"	10"	38" x 14"	24"
30,000	48-300	37,500	48"	60	754	(2) 16" X 8"	9"	38" X 14"	24"

Above capacities are based on #2 corn weighing 56 Lbs./Bushel

Capacities for standard buckets are based on water level +10%. Capacities for low profile buckets are based on water level +5%.

Spouting capacity calculations are based on round spouts at 70 bushels per square inch. This would require that grain be clean and the spout be at 40 degrees or greater angle (applies to only corn, soybeans and wheat). Wet corn should be spouted at no less than 45 degrees and capacities do not apply.

Capacities may be reduced by lining material and other factors. These are guidelines only and capacities may vary.

METRIC TONS PER HOUR	MODEL	CUBIC FEET PER HOUR	PULLEY DIAMETER (MM)	PULLEY RPM	FEET PER SECOND	BUCKET (MM)		TRUNKING SIZE (MM)	SPOUTING REQUIRED (MM)
						SIZE	SPACING		
25	16-10	35	406	60	1.28	228 x 127	229	330 x 228	152
38	16-15	53	406	90	1.92	228 x 127	229	330 x 228	152
50	16-20	71	406	80	1.70	228 x 127	152	330 x 228	203
	24-20	71	610	53	1.69	228 x 153	229	330 x 228	203
63	16-25	88	406	100	2.13	228 x 127	152	330 x 228	203
	24-25	88	610	68	2.17	228 x 153	229	330 x 228	203
76	16-30	106	406	120	2.55	228 x 127	152	330 x 228	203
	24-30	106	610	62	1.98	228x153	178	330x228	203
89	24-35	124	610	72	2.30	228 x 153	178	330 x 228	203
101	24-40	142	610	74	2.36	228 x 153 LP	152	330 x 228	254
	30-40	142	762	56	2.24	304 x 153	203	406 x 305	254
	36-40	142	914	50	2.39	304 x 153	203	406 x 305	254
114	24-45	159	610	70	2.24	228 x 153 LP	127	330 x 228	254
	30-45	159	762	64	2.56	304 x 153	203	406 x 305	254
	36-45	159	914	54	2.59	304 x 153	203	406 x 305	254
127	24-50	177	610	78	2.49	228 x 153 LP	127	330 x 228	254
	30-50	177	762	60	2.39	304 x 178	229	406 x 305	254
	36-50	177	914	58	2.78	304 x 153	203	406 x 305	254
140	30-55	195	762	68	2.71	304 x 178	229	406 x 305	254
	36-55	195	914	65	3.11	12" x 6"	203	406 x 305	254
152	30-60	212	762	68	2.71	304 x 178	203	406 x 305	305
	36-60	212	914	62	2.97	304 x 178	229	406 x 305	305
178	30-70	248	762	68	2.71	304 x 178 LP	178	406 x 305	305
	36-70	248	941	61	2.92	304 x 178	203	406 x 305	305
191	30-75	265	762	72	2.87	304 x 178 LP	178	406 x 305	305
	36-75	265	941	65	3.11	304 x 178	203	406 x 305	305
204	36-80	283	941	65	3.11	304 x 178 LP	178	406 x 305	356
	42-80	283	1,067	56	3.13	304 x 203	254	406 x 356	356
254	42-100	354	1,067	56	3.13	304 x 203 LP	203	406 x 356	356
	48-100	354	1,219	61	3.89	304 x 203	254	406 x 356	356
306	42-120	425	1,067	59	3.30	304 x 203 LP	178	406 x 356	406
	48-120	425	1,219	59	3.76	304 x 203 LP	203	406 x 356	406
381	42-150	531	1,067	61	3.40	406 x 203 LP	203	508 x 356	457
	48-150	531	1,219	60	3.83	406 x 203 LP	229	508 x 356	457
508	42-200	708	1,067	58	3.24	508 x 203 LP	178	660 x 356	508
	48-200	708	1,219	56	3.58	508 x 203 LP	203	660 x 356	508
635	48-250	885	1,219	54	3.58	(2) 406 x 203	254	965 x 356	610
762	48-300	1,061	1,219	60	3.58	(2) 406 x 203	229	965 x 356	610

Above capacities are based on #2 corn weighing 721 kg/m3.

Capacities for standard buckets are based on water level +10%. Capacities for low profile buckets are based on water level +5%.

Spouting capacity calculations are based on round spouts at .38 m3/cm2. This would require that grain be clean and the spout be at 40 degrees or greater angle (applies to only corn, soybeans and wheat). Wet corn should be spouted at no less than 45 degrees and capacities do not apply.

Capacities may be reduced by lining material and other factors. These are guidelines only and capacities may vary.

## Bucket Elevator Systems

- Industry-leading quality and innovation
- Wide range of models and capacities to match your application
- Complete grain handling systems including drag and incline conveyors
- Engineering expertise to help you meet your requirements and your budget
- Competitive pricing without sacrificing quality
- Rugged construction for years of reliable performance
- Common-sense design
- features for easy maintenance, efficiency and safety

THE TRUSTED NAME IN GRAIN HANDLING.



**YORK is an AGI brand.**

AGI is a leading manufacturer of grain, seed, feed, food and fertilizer handling, blending, storage and conditioning equipment. Our brands are amongst the most recognized in the industry. The AGI product catalog includes portable handling equipment (augers, belt conveyors, grain vacs), permanent handling systems (bucket elevators, enclosed belt conveyors, chain conveyors, structural) and storage systems (aeration, drying, bins/silos, monitoring) that service various sectors for on-farm and commercial operations.

**YORK** 

P.O. Box 2105, Grand Island, Nebraska, USA 68802-2105  
1+308.384.9320 | 1+308.389.5253 | 800.247.6621 | [sales@mfsyork.com](mailto:sales@mfsyork.com) | [mfsyork.com](http://mfsyork.com)

0126-1000

**AGI** 